Base Plate

PVK

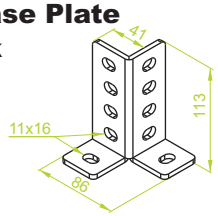

PVC

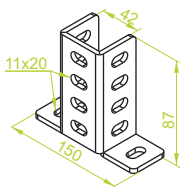

PVK

≠ 5.0 mm

CODE	1 pc kg	Catalogue No.	Qty
PVK	0.33	661306	10

PVC

≠ 5.0 mm

CODE	1 pc kg	Catalogue No.	Qty
PVC	0.56	661307	10

Strong

Strong

MATERIAL
Steel, hot-dip galv.
to PN-EN ISO 1461:2011 (HDG)
Available to order:
E- stainless steel (SS), grade 1.4301 (AISI304)
L- powder coating in a full range of colours (PC)
(info p. 4)

Cross Connector 22

LK22

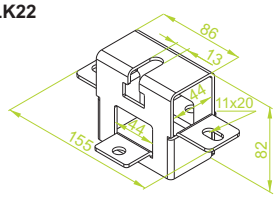

LK22

≠ 3.0 mm

CODE	1 pc kg	Catalogue No.	Qty
LK22	0.53	661304	6



Cross Connector 40

LK40

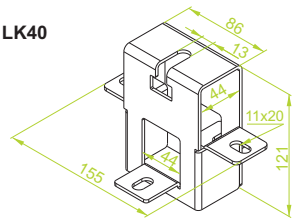

LK40

≠ 3.0 mm

CODE	1 pc kg	Catalogue No.	Qty
LK40	0.70	661305	4

Angle Connector 90°

LWK90

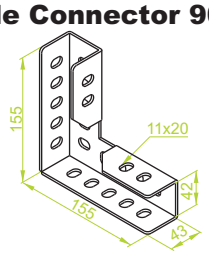

LWK90

≠ 3.0 mm

CODE	1 pc kg	Catalogue No.	Qty
LWK90	0.65	661301	10

Note! Channel Connector fits to Channels type:
CTM...40H40, CW...40H40, CM...40H40 and CM41H41

Angle Connector 45°

LWK45

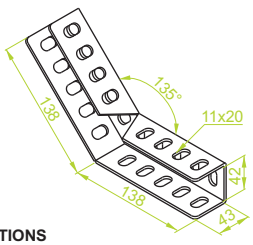

APPLICATIONS
For joining assemblies on channels
- 40mm wide

LWK45

≠ 3.0 mm

CODE	1 pc kg	Catalogue No.	Qty
LWK45	0.70	661302	10

Note! Channel Connector fits to Channels type:
CTM...40H40, CW...40H40, CM...40H40 and CM41H41

MATERIAL
Steel, strip-galv. acc. to the Sendzimir
method to PN-EN 10346:2011 (SG)
Available to order:
F- steel, hot-dip galv. to
PN-EN ISO 1461:2011
E- stainless steel (SS), grade 1.4301 (AISI304)
L- powder coating in a full range of colours (PC)
(info p. 4)

Application of LK22

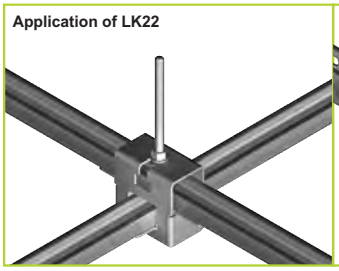

Application of LK40

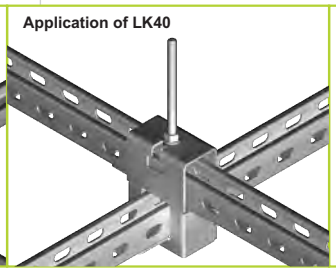

Application of PVC

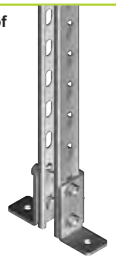

Application of LWK90°

Application of LWK45°

Thickn. (ga) ≠ [mm]: 1.0 | 1.2 | 1.5 | 2.0 | 2.5 | 3.0 | 4.0 | 5.0

Articulated Connector

LWP

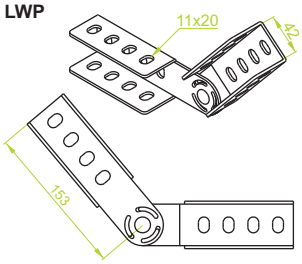

LWP

≠ 3.0 mm

CODE	1 pc [kg]	Catalogue No.	Qty
LWP	0.53	661303	10

Note!
Channel Connector fits to Channels type: CTM...40H40, CW...40H40, CM...40H40

Corner Connector

UNW

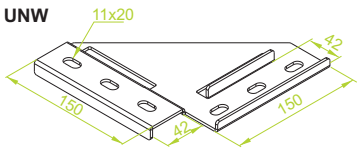

UNW

≠ 3.0 mm

CODE	1 pc [kg]	Catalogue No.	Qty
UNW	0.66	661308	6

Note!
Channel Connector fits to Channels type: CTM...40H40, CW...40H40, CM...40H40

MATERIAL
Steel, strip-galv. acc. to the Sendzimir method to PN-EN 10346:2011 (SG)
Available to order:
F- steel, hot-dip galv. to PN-EN ISO 1461:2011
E- stainless steel (SS), grade 1.4301 (AISI304)
L- powder coating in a full range of colours (PC) (info p. 4)

Flat Fitting

LCTV1

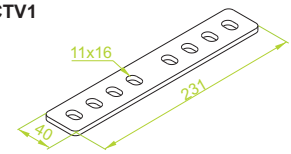

LCTV1

≠ 5.0 mm

CODE	1 pc [kg]	Catalogue No.	Qty
LCTV1	0.32	664001	20

45° Angle Fitting

LCTV2

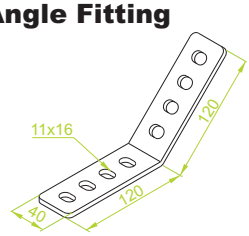

LCTV2

≠ 5.0 mm

CODE	1 pc [kg]	Catalogue No.	Qty
LCTV2	0.32	664003	20

90° Angle Fitting

LCTV3

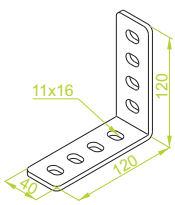

LCTV3

≠ 5.0 mm

CODE	1 pc [kg]	Catalogue No.	Qty
LCTV3	0.32	664005	20

MATERIAL
Steel, hot-dip galv.
to PN-EN ISO 1461:2011 (HDG)
Available to order:
E- stainless steel (SS), grade 1.4301 (AISI304)
L- powder coating in a full range of colours (PC) (info p. 4)

APPLICATIONS
For joining assemblies on channels - 40mm wide.

Application of LWP	Application of UNW	Application of LCTV1	Application of LCTV2	Application of LCTV3
				

Thickn. (ga) ≠ [mm]: 1.0 | 1.2 | 1.5 | 2.0 | 2.5 | 3.0 | 4.0 | 5.0

Flat Fitting

LCP1

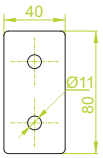

CODE	1 pc kg	Catalogue No.	Qty
LCP1	0.15	662100	50

≠ 6.0 mm

To install use Screws SR, 2 sets.

LCP2

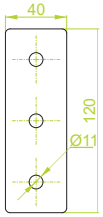

CODE	1 pc kg	Catalogue No.	Qty
LCP2	0.25	662200	50

≠ 6.0 mm

To install use Screws SR, 3 sets.

LCP3

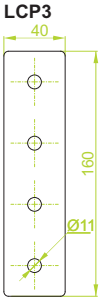

CODE	1 pc kg	Catalogue No.	Qty
LCP3	0.30	662300	50

≠ 6.0 mm

To install use Screws SR, 4 sets.

LCP4

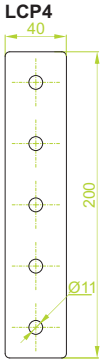

CODE	1 pc kg	Catalogue No.	Qty
LCP4	0.40	662400	30

≠ 6.0 mm

To install use Screws SR, 5 sets.

LCP5

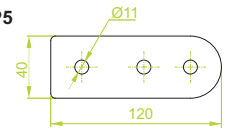

CODE	1 pc kg	Catalogue No.	Qty
LCP5	0.22	662500	30

≠ 6.0 mm

To install use Screws SR, 3 sets.

LCP6

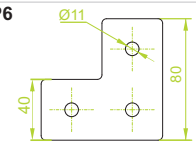



CODE	1 pc kg	Catalogue No.	Qty
LCP6	0.25	662600	30

≠ 6.0 mm

To install use Screws SR, 3 sets.

APPLICATIONS
Joining assemblies on support channels
- 40mm wide and 22 and 40mm high

MATERIAL
Steel, hot-dip galv.
to PN-EN ISO 1461:2011 (HDG)
Available to order:
E- stainless steel (SS), grade 1.4301 (AISI304)
L- powder coating in a full range of colours (PC)
(info p. 4)

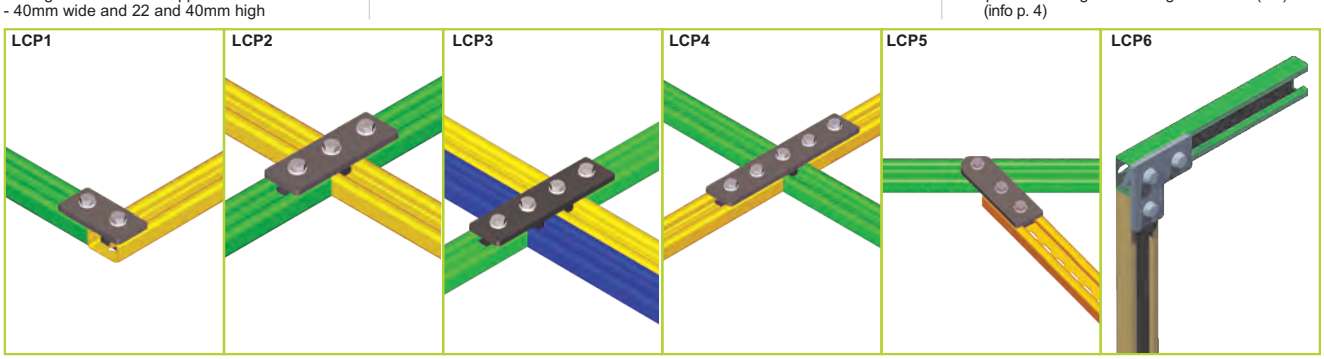

Thickn. (ga) ≠ [mm] 1.5 2.0 2.5 3.0 4.0 5.0 6.0

Flat Fitting

LCP7

LCP7

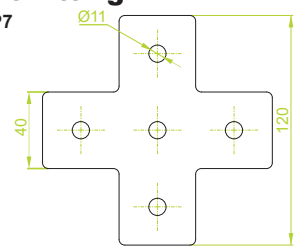

≠ 6.0 mm

CODE	1 pc [kg]	Catalogue No.	Qty
LCP7	0.40	662700	30

To install use Screws SR, 5 sets.

LCP8

LCP8

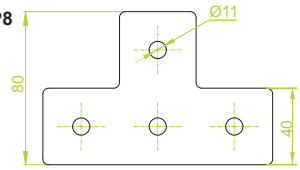

≠ 6.0 mm

CODE	1 pc [kg]	Catalogue No.	Qty
LCP8	0.30	662800	30

To install use Screws SR, 4 sets.

LCP9

LCP9

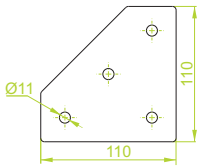

≠ 6.0 mm

CODE	1 pc [kg]	Catalogue No.	Qty
LCP9	0.40	662900	30

To install use Screws SR, 4 sets.



LCP11

LCP11

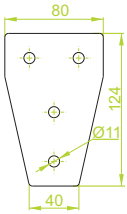

≠ 6.0 mm

CODE	1 pc [kg]	Catalogue No.	Qty
LCP11	0.35	663100	30

To install use Screws SR, 4 sets.



LCP12

LCP12

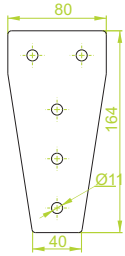

≠ 6.0 mm

CODE	1 pc [kg]	Catalogue No.	Qty
LCP12	0.45	663200	30

To install use Screws SR, 5 sets.

LCP16

LCP16

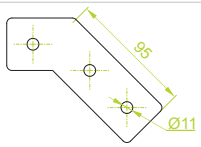

≠ 6.0 mm

CODE	1 pc [kg]	Catalogue No.	Qty
LCP16	0.25	663600	20

To install use Screws SR, 4 sets.

Angle Fitting

LCK1

LCK1

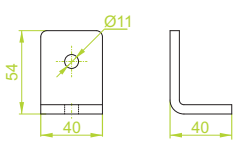

≠ 6.0 mm

CODE	1 pc [kg]	Catalogue No.	Qty
LCK1	0.15	664100	50

To install use Screws SR, 2 sets.

APPLICATIONS
Joining assemblies on support channels
- 40mm wide and 22 and 40mm high

MATERIAL
Steel, hot-dip galv.
to PN-EN ISO 1461:2011 (HDG)
Available to order:
E- stainless steel (SS), grade 1.4301 (AISI304)
L- powder coating in a full range of colours (PC)
(info p. 4)

LCP7



LCP8



LCP9



LCP16



LCK1

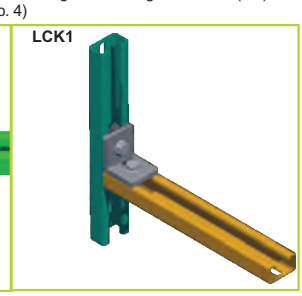

Thickn. (ga) ≠ [mm] 1.5 | 2.0 | 2.5 | 3.0 | 4.0 | 5.0 | 6.0

Angle Fitting

LCK2

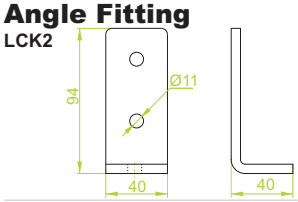

≠ 6.0 mm

CODE	1 pc kg	Catalogue No.	Qty
LCK2	0.26	664200	50

To install use Screws SR, 3 sets.

LCK3

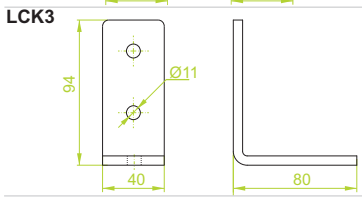

≠ 6.0 mm

CODE	1 pc kg	Catalogue No.	Qty
LCK3	0.30	664300	30

To install use Screws SR, 4 sets.

LCK4

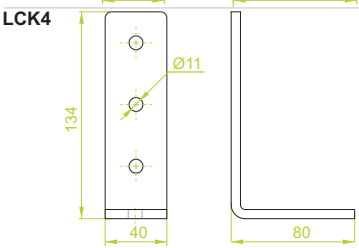

≠ 6.0 mm

CODE	1 pc kg	Catalogue No.	Qty
LCK4	0.40	664400	30

To install use Screws SR, 5 sets.

LCK5

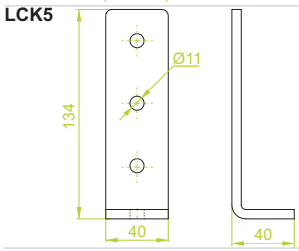

≠ 6.0 mm

CODE	1 pc kg	Catalogue No.	Qty
LCK5	0.30	664500	30

To install use Screws SR, 4 sets.

LCK6

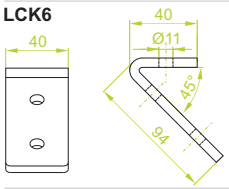

≠ 6.0 mm

CODE	1 pc kg	Catalogue No.	Qty
LCK6	0.25	664600	20

To install use Screws SR, 3 sets.

LCK7

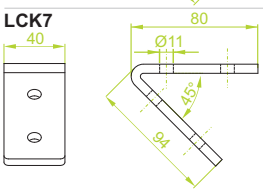

≠ 6.0 mm

CODE	1 pc kg	Catalogue No.	Qty
LCK7	0.30	664700	30

To install use Screws SR, 4 sets.

LCK8

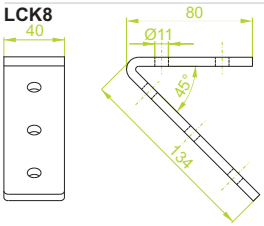

≠ 6.0 mm

CODE	1 pc kg	Catalogue No.	Qty
LCK8	0.40	664800	20

To install use Screws SR, 5 sets.

APPLICATIONS
Joining assemblies on support channels
- 40mm wide and 22 and 40mm high

MATERIAL
Steel, hot-dip galv.
to PN-EN ISO 1461:2011 (HDG)
Available to order:
E- stainless steel (SS), grade 1.4301 (AISI304)
L- powder coating in a full range of colours (PC)
(info p. 4)



Thickn. (ga) ≠ [mm] 1.5 2.0 2.5 3.0 4.0 5.0 6.0

Angle Fitting

LCK9

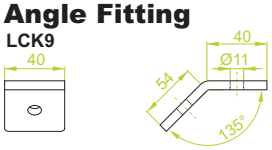

≠ 6.0 mm

CODE	1 pc kg	Catalogue No.	Qty
LCK9	0.15	664900	50

To install use Screws SR, 2 sets.

LCK10

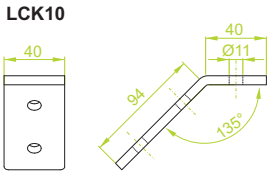

≠ 6.0 mm

CODE	1 pc kg	Catalogue No.	Qty
LCK10	0.26	665000	50

To install use Screws SR, 3 sets.

LCK12

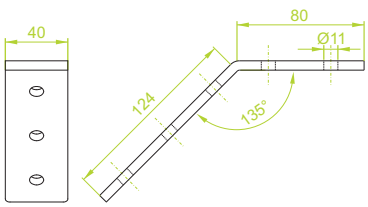

≠ 6.0 mm

CODE	1 pc kg	Catalogue No.	Qty
LCK12	0.40	665200	30

To install use Screws SR, 5 sets.

LCK13

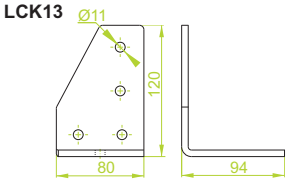

≠ 6.0 mm

CODE	1 pc kg	Catalogue No.	Qty
LCK13	0.55	665300	20

To install use Screws SR, 6 sets.

LCK17

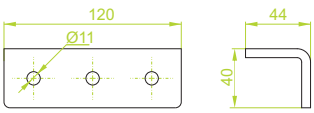

≠ 6.0 mm

CODE	1 pc kg	Catalogue No.	Qty
LCK17	0.44	665700	30

To install use Screws SR, 6 sets.

LCK18

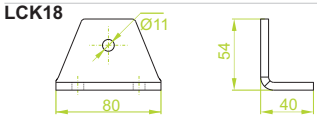

≠ 6.0 mm

CODE	1 pc kg	Catalogue No.	Qty
LCK18	0.25	665800	30

To install use Screws SR, 3 sets.

LCK19

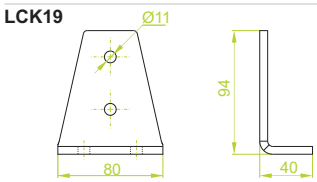

≠ 6.0 mm

CODE	1 pc kg	Catalogue No.	Qty
LCK19	0.32	665900	30

To install use Screws SR, 4 sets.

MATERIAL
Steel, hot-dip galv.
to PN-EN ISO 1461:2011 (HDG)
Available to order:
E- stainless steel (SS), grade 1.4301 (AISI304)
L- powder coating in a full range of colours (PC)
(info p. 4)

APPLICATIONS
Joining assemblies on support channels
- 40mm wide and 22 and 40mm high



Thickn. (ga) ≠ [mm] 1.5 2.0 2.5 3.0 4.0 5.0 6.0

U Fitting

LCO1

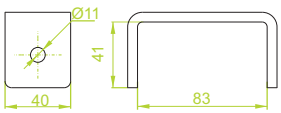

LCO1

CODE	kg 1 pc	Catalogue No.	Qty
LCO1	0.30	667100	50

± 6.0 mm

To install use Screws SR, 4 sets.

LCO3

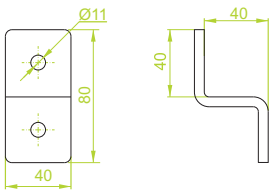

LCO3

CODE	kg 1 pc	Catalogue No.	Qty
LCO3	0.20	667300	50

± 6.0 mm

To install use Screws SR, 3 sets.

LCO5/LCO6

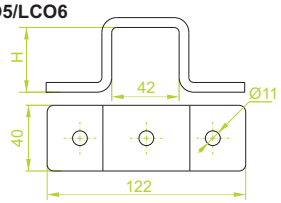

LCO...

CODE	Height H mm	kg 1 pc	Catalogue No.	Qty
LCO5	22	0.29	667500	30
LCO6	40	0.36	667600	30

± 6.0 mm

To install use Screws SR, 3 sets.

LCO7

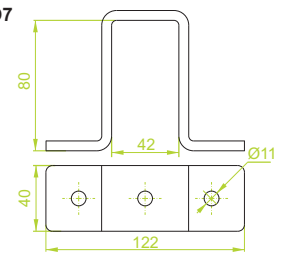

LCO7

CODE	kg 1 pc	Catalogue No.	Qty
LCO7	0.52	667700	30

± 6.0 mm

Do montażu proponujemy 7 kpl. śrub SR

APPLICATIONS
Joining assemblies on support channels
- 40mm wide and 22 and 40mm high

MATERIAL
Steel, hot-dip galv.
to PN-EN ISO 1461:2011 (HDG)
Available to order:
E- stainless steel (SS), grade 1.4301 (AISI304)
L- powder coating in a full range of colours (PC)
(info p. 4)

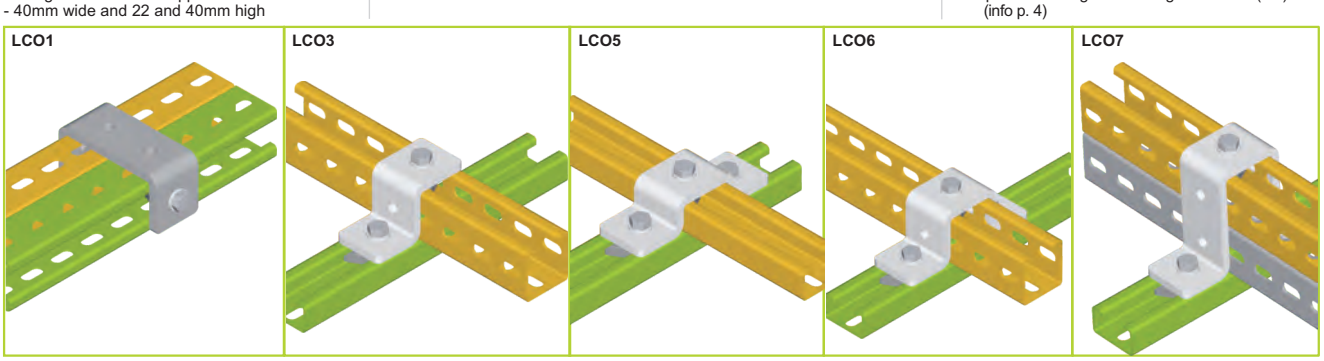

Thickn. (ga) ± [mm] 1.5 2.0 2.5 3.0 4.0 5.0 6.0

Support for Rooftop Installations

SDB40

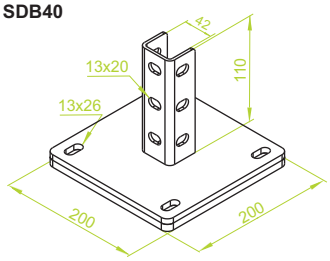

APPLICATIONS:
Modular support system for installations of Cable Trays, Climate Units, Pipework, Ductwork, Walkways, Solar Panels, Wind Turbines, Pumps on flat roofs. Designed for Support Channels 40x40mm or 41x41mm

SDB40

CODE	kg 1 pc	Catalogue No.	Qty
SDB40	2.92	630010	1

Advantages:
- Support system assembly on a roofs covered by tar paper without any damage to the surface
- anti-slip insulating mat, providing an ideal distribution of load

Single-Sided Weight Distribution with Channel							
F, 1000	Length of Suppor L in [mm]	100	200	300	400	500	600
	Allowable Load "F"$_{max}$ in [kN]	2.40	1.80	1.50	1.30	1.10	1.00
Double-Sided Weight Distribution with Channel							
F, F, 1000	Length of Suppor L in [mm]	100	200	300	400	500	600
	Allowable Load "F"$_{max}$ in [kN]	4.80	3.60	3.00	2.60	2.10	2.00

SDB50

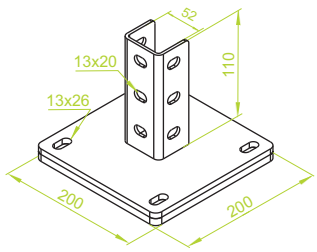

APPLICATIONS:
Modular support system for installations of Cable Trays, Climate Units, Pipework, Ductwork, Walkways, Solar Panels, Wind Turbines, Pumps on flat roofs. Designed for Support Channels 50x50mm

SDB50

CODE	kg 1 pc	Catalogue No.	Qty
SDB50	3.05	631010	1

Advantages:
- Support system assembly on a roofs covered by tar paper without any damage to the surface
- anti-slip insulating mat, providing an ideal distribution of load

Single-Sided Weight Distribution with Channel							
F, 1000	Length of Suppor L in [mm]	100	200	300	400	500	600
	Allowable Load "F"$_{max}$ in [kN]	2.64	1.98	1.65	1.43	1.21	1.10
Double-Sided Weight Distribution with Channel							
F, F, 1000	Length of Suppor L in [mm]	100	200	300	400	500	600
	Allowable Load "F"$_{max}$ in [kN]	5.28	3.96	3.30	2.86	2.42	2.20

MATERIAL
Steel, hot-dip galv. to PN-EN ISO 1461:2011
Available to order:
E- stainless steel (SS), grade 1.4301 (AISI304)
L- powder coating in a full range of colours (PC) (info p. 4)

Aplication of SDB40 or SDB50:
- to the roof without screws

to the roof by screws

Aplication Example of SDB





Support for Rooftop Installations

ST480V **ST480H**

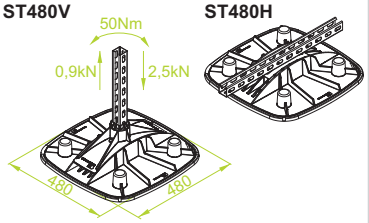

APPLICATIONS:
Modular support system for installations on flat roofs, other flat surfaces and even on low pitched roofs. Designed for Support Channels 40x40

ST480V

CODE	Dimension a mm	Allowable Load F_{max}[kN]	kg 1pc	Catalogue No.	Qty
ST480V	480	2,5	4,0	**628010**	1

ST480H

CODE	Dimension a mm	Allowable Load F_{max}[kN]	kg 1pc	Catalogue No.	Qty
ST480H	480	2,5	4,0	**628020**	1

Advantages:
- Support system assembly on a roofs covered by tar paper without any damage to the surface
- smooth angle regulation up to 7°
- adapter for turning the support channel 40x40 around for 360° (verticaly)
- non-slippery insolation layer securing evenly distributed loading
- Part are UV- and chemical- proof



N Strong

ST335

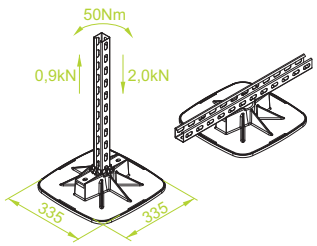

APPLICATIONS:
Modular support system for installations of Cable Trays, Climate Units, Pipework, Ductwork, Walkways, Solar Panels, Wind Turbines, Pumps on flat roofs. Designed for Support Channels 40x40mm

ST335

CODE	Dimension a mm	Allowable Load F_{max}[kN]	kg 1pc	Catalogue No.	Qty
ST335	335	1,4	1,2	**628030**	1

Advantages:
- Support system assembly on a roofs covered by tar paper without any damage to the surface
- adapter for turning the support channel 40x40 around for 360° (verticaly)
- non-slippery insolation layer securing evenly distributed loading
- Part are UV- and chemical- proof"



N Strong

MATERIAL
WPC material - composite of plastic with wood fibers

Support for Rooftop Installations

ST...

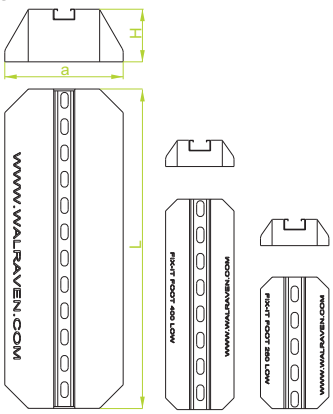

APPLICATIONS:
Support system for installations of Cable Trays, Pipeworks, etc on flat roofs. Can be also used for roof walkways.

ST...

CODE	Dimension a mm	Dimension L mm	Allowable Load F_{max}[kN]	kg 1pc	Catalogue No.	Qty
ST250	130	250	1,0	3,0	**629010**	1
ST400	130	400	2,0	4,0	**629020**	1
ST600	220	600	3,0	6,0	**629030**	1

Advantages:
- Support system assembly on a roofs covered by tar paper without any damage to the surface
- non-slippery insolation layer securing evenly distributed loading
- Part are UV- and chemical- proof

N Strong

MATERIAL
Vulcanized black rubber, rail made from 1.0242 steel

Support for Rooftop Installations ST480V with Support Channel CW...40H40

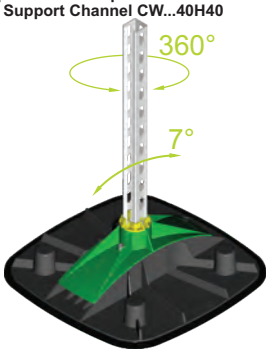

Support for Rooftop Installations ST480H with Support Channel CW...40H40



Support for Rooftop Installations ST335 with Support Channel CW...40x40





DIN Rail

SZB35H7

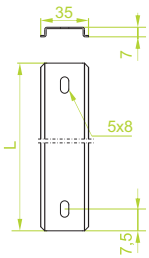

SZB35H15

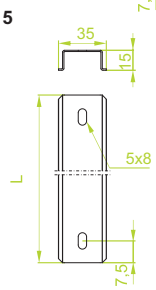

SZB35H7...

± 1.0 mm

CODE	Length L mm	kg 1 pc	Catalogue No.	Qty
SZB35H7/095	950	0.28	613395	50
SZB35H7/1	1000	0.30	613310	50
SZB35H7/2	2000	0.60	613320	30
SZB35H7/3	3000	0.90	613330	30

SZB35H15...

± 1.0 mm

CODE	Length L mm	kg 1 pc	Catalogue No.	Qty
SZB35H15/095	950	0.38	613495	50
SZB35H15/1	1000	0.40	613410	50
SZB35H15/2	2000	0.80	613420	30
SZB35H15/3	3000	1.20	613430	30

SZP35H7

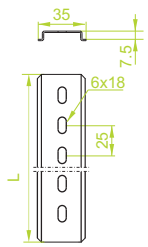

SZP35H7...

± 1.0 mm

CODE	Length L mm	kg 1 pc	Catalogue No.	Qty
SZP35H7/02	200	0.06	613102	50
SZP35H7/03	300	0.09	613103	50
SZP35H7/04	400	0.12	613104	50
SZP35H7/05	500	0.15	613105	50
SZP35H7/095	950	0.28	613195	50
SZP35H7/1	1000	0.30	613110	50
SZP35H7/2	2000	0.60	613120	30
SZP35H7/3	3000	0.90	613130	30

SZP35H15

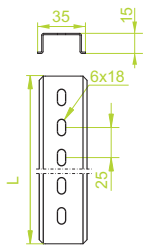

SZP35H15...

± 1.0 mm

CODE	Length L mm	kg 1 pc	Catalogue No.	Qty
SZP35H15/02	200	0.08	613202	50
SZP35H15/03	300	0.12	613203	50
SZP35H15/04	400	0.16	613204	50
SZP35H15/05	500	0.20	613205	50
SZP35H15/095	950	0.38	613295	50
SZP35H15/1	1000	0.40	613210	50
SZP35H15/2	2000	0.80	613220	30
SZP35H15/3	3000	1.20	613230	30



SZA35H7

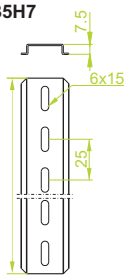

SZA35H15

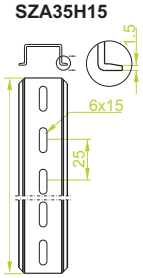

SZA35H7...

± 1.5 mm

CODE	Length L mm	kg 1 pc	Catalogue No.	Qty
SZA35H7/1	1000	0.30	613111	50
SZA35H7/2	2000	0.60	613121	50

SZA35H15...

± 1.5 mm

CODE	Length L mm	kg 1 pc	Catalogue No.	Qty
SZA35H15/1	1000	0.61	613211	50
SZA35H15/2	2000	1.22	613221	50

APPLICATIONS
For installing all types of DIN Rail-mounted AC circuit breakers (RDs/RCDs/SPDs, GFCIs, etc.), contactors, relays

MATERIAL
Steel, strip-galv. acc. to the Sendzimir method to PN-EN 10346:2011 (SG)
Available to order:
F- steel, hot-dip galv. to PN-EN ISO 1461:2011
L- powder coating in a full range of colours (PC) (info p. 4)





Thickn. (ga) ± [mm]: 1.0 1.2 1.5 2.0 3.0

Angle Profile

KT...25H25

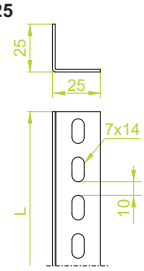

KTD25H25...

CODE	Length L mm	kg 1 m	≠ 1.2 mm Catalogue No.	Qty/m
KTD25H25/2	2000	0.40	620120	10/20
KTD25H25/3	3000	0.40	620130	10/30

KTP25H25...

CODE	Length L mm	kg 1 m	≠ 1.5 mm Catalogue No.	Qty/m
KTP25H25/2	2000	0.41	620220	10/20
KTP25H25/3	3000	0.41	620230	10/30

KTC25H25...

CODE	Length L mm	kg 1 m	≠ 2.0 mm Catalogue No.	Qty/m
KTC25H25/2	2000	0.54	620320	10/20
KTC25H25/3	3000	0.54	620330	10/30



KT...

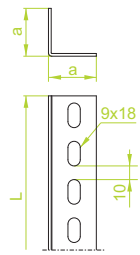

KTD35H35...

CODE	Dimension a mm	Length L mm	kg 1 m	≠ 1.2 mm Catalogue No.	Qty/m
KTD35H35/2	35	2000	0.54	620420	10/20
KTD35H35/3	35	3000	0.54	620430	10/30

KTP35H35...

CODE	Dimension a mm	Length L mm	kg 1 m	≠ 1.5 mm Catalogue No.	Qty/m
KTP35H35/2	35	2000	0.65	620520	10/20
KTP35H35/3	35	3000	0.65	620530	10/30

KTC35H35...

CODE	Dimension a mm	Length L mm	kg 1 m	≠ 2.0 mm Catalogue No.	Qty/m
KTC35H35/2	35	2000	0.79	620620	10/20
KTC35H35/3	35	3000	0.79	620630	10/30

KTT35H35...

CODE	Dimension a mm	Length L mm	kg 1 m	≠ 3.0 mm Catalogue No.	Qty/m
KTT35H35/2	35	2000	1.13	621020	10/20
KTT35H35/3	35	3000	1.13	621030	10/30
KTT35H35/6	35	6000	1.13	621060	1/6

KTC50H50...

CODE	Dimension a mm	Length L mm	kg 1 m	≠ 2.0 mm Catalogue No.	Qty/m
KTC50H50/2	50	2000	1.33	621120	10/20
KTC50H50/3	50	3000	1.33	621130	10/30

KTT50H50...

CODE	Dimension a mm	Length L mm	kg 1 m	≠ 3.0 mm Catalogue No.	Qty/m
KTT50H50/2	50	2000	2.00	620720	10/20
KTT50H50/3	50	3000	2.00	620730	10/30
KTT50H50/6	50	6000	2.00	620760	1/6

KTC30H30

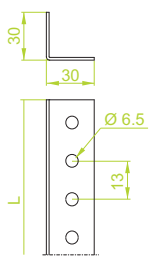

KTC30H30...

CODE	Length L mm	kg 1 m	≠ 2.0 mm Catalogue No.	Qty/m
KTC30H30/2	2000	0.65	621220	10/20
KTC30H30/3	3000	0.65	621230	10/30



APPLICATIONS
Supporting installation accessories of electrical rack/sub-rack cabinets, enclosures, and cases both: in systems and stand-alone, and plug-in units

MATERIAL
Steel, strip-galv. to the Sendzimir metod to PN-EN 10346:2011 (SG).
Available to order:
F- steel, hot-dip galv. to PN-EN ISO 1461:2011 (HDG)
E- stainless steel (SS), grade 1.4301 (AISI304) to 3m long sections
L- powder coating in a full range of colours (PC) (info p. 4)

Protective Cap

NOK...

NOK...

CODE	Width a mm	Height H mm	Catalogue No.	Qty
NOK25x25	25	25	670500	100
NOK35x35	35	35	670600	100
NOK50x50	50	50	670601	100

APPLICATIONS
Protecting installers against cut from steel edges; improving overall product appearance

MATERIAL
Polyethylene. Standard colour: green to RAL 6029.
Available to order:
white to RAL 9010, silver to RAL9006.

Thickn. (ga) ≠ [mm]: 1.0 | 1.2 | 1.5 | 2.0 | 3.0

Z - Profile

Z...25H25

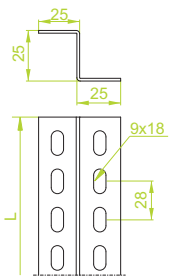

ZD25H25...

± 1.2 mm

CODE	Length L mm	kg 1 m	Catalogue No.	Qty/m
ZD25H25/2	2000	0.64	630120	10/20
ZD25H25/3	3000	0.64	630130	10/30

ZC25H25...

± 2.0 mm

CODE	Length L mm	kg 1 m	Catalogue No.	Qty/m
ZC25H25/2	2000	0.85	630220	10/20
ZC25H25/3	3000	0.85	630230	10/30

Important! In case of large quantity orders available are any sections to 3m long.



Z...30H35

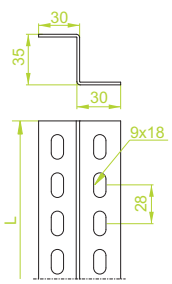

ZD30H35...

± 1.2 mm

CODE	Length L mm	kg 1 m	Catalogue No.	Qty/m
ZD30H35/2	2000	0.89	630320	10/20
ZD30H35/3	3000	0.89	630330	10/30

ZC30H35...

± 2.0 mm

CODE	Length L mm	kg 1 m	Catalogue No.	Qty/m
ZC30H35/2	2000	1.34	630420	10/20
ZC30H35/3	3000	1.34	630430	10/30

Important! In case of large quantity orders available are any sections to 3m long.



ZWC40H37

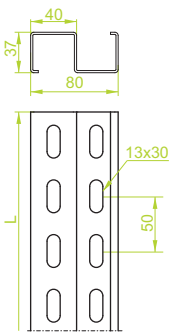

ZWC40H37...

± 2.0 mm

CODE	Length L mm	kg 1 pc	Catalogue No.	Qty
ZWC40H37/2	2000	4.60	630520	10
ZWC40H37/3	3000	6.90	630530	10

Important! In case of large quantity orders available are any sections to 3m long.



APPLICATIONS
Supporting installation accessories of electrical rack/sub-rack cabinets, enclosures, and cases both: in systems and stand-alone, and plug-in units

MATERIAL
Steel, strip-galv. to the Sendzimir metod to PN-EN 10346:2011 (SG).
Available to order:
F- steel, hot-dip galv. to PN-EN ISO 1461:2011 (HDG)
E- stainless steel (SS), grade 1.4301 (AISI304) to 3m long sections
L- powder coating in a full range of colours (PC) (info p. 4)

Protective Cap

NO80x37

NO80x37

CODE	Width a mm	Height H mm	Catalogue No.	Qty
NO80X37	80	37	670700	100

APPLICATIONS
Protecting installers against cut from steel edges; improving overall product appearance

MATERIAL
Polyethylene. Standard colour: green to RAL 6029.
Available to order:
white to RAL 9010, silver to RAL9006.

Galvanised Steel Tape

TSO...

TSO...

± 3.0 mm

CODE	Width a mm	Coils kg	kg 1 m	Catalogue No.	Coils
TSO20x3	20	50-60	0.48	641520	1 Coils
TSO25x3	25	50-60	0.60	641525	1 Coils
TSO30x3	30	50-60	0.72	641530	1 Coils
TSO40x3	40	50-60	0.96	641540	1 Coils

TSO...

± 4.0 mm

CODE	Width a mm	Coils kg	kg 1 m	Catalogue No.	Coils
TSO25x4	25	50-60	0.80	641625	1 Coils
TSO30x4	30	50-60	0.96	641630	1 Coils
TSO40x4	40	50-60	1.29	641640	1 Coils

Galvanised Steel Wire

DSO...

DSO...

CODE	Dia. Ø mm	Coils kg	kg 1 m	Catalogue No.	Coils
DSO6	6	50-60	0.22	641706	1 Coils
DSO7	7	50-60	0.30	641707	1 Coils
DSO8	8	50-60	0.40	641708	1 Coils
DSO10	10	50-60	0.60	641709	1 Coils

APPLICATIONS
Earthing electrical and lightning arrester installations.

MATERIAL
Steel, hot-dip galv. to PN-EN ISO 1461:2011 (HDG).

Thickn. (ga) ± [mm]: 1.0 | 1.2 | 1.5 | 2.0 | 3.0 | 4.0

Thin-walled Pipes

RU...

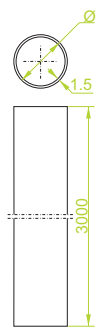

APPLICATIONS
Protection of electrical wiring against mechanical damage

RU...

± 1.5 mm

CODE	Dia. Ø mm	kg 1 pc	Catalogue No.	Qty
RU16x1.5/3F	16	0.54	800188	10
RU20x1.5/3F	20	0.68	800288	10
RU25x1.5/3F	25	0.87	800388	10
RU32x1.5/3F	32	1.13	800488	10
RU40x1.5/3F	40	1.42	800588	10
RU50x1.5/3F	50	1.79	800688	10
RU60x1.5/3F	60	2.16	800788	10
RU63.5x1.5/3F	63.5	2.30	800888	10

N

E-90



MATERIAL
Steel, hot-dip galv. to PN-EN ISO 1461:2011
Available to order:
L- powder coating in a full range of colours (PC) (info p. 4)

Pipe Clamps

OBS...

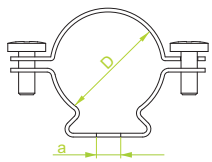

OBS...

CODE	Range D mm	Dimension a mm	Catalogue No.	Qty
OBS16	16-19.5	6x10	800187	125
OBS20	20-23.5	6x10	800287	100
OBS25	23.5-26	6x10	800387	75
OBS30	26.5-33	6x12	800487	60
OBS40	35-40	6x12	800587	40
OBS50	43-50	8x14	800687	30
OBS60	54-63	8x14	800787	20

N

E-90

MATERIAL
Electro-galv. steel (EG)

Cable Clip

KSA

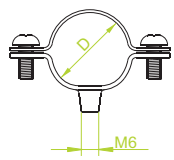

APPLICATIONS
Fixing cables directly to the walls and ceilings

KSA...

CODE	Range D mm	Catalogue No.	Qty
KSA6	5-6	805106	100
KSA8	7-8	805108	100
KSA10	9-10	805110	100
KSA12	11-12	805112	100
KSA14	13-14	805114	100
KSA16	15-16	805116	100
KSA18	17-18	805118	100
KSA20	19-20	805120	100
KSA22	21-23	805122	100
KSA24	24-25	805124	100
KSA25	25-26	805125	100
KSA26	26-27	805126	100
KSA28	28-29	805128	100
KSA32	31-32	805132	100
KSA35	34-35	805135	100
KSA37	36-37	805136	100
KSA40	39-40	805140	100
KSA42	41-43	805142	100
KSA47	45-47	805148	100
KSA50	49-51	805150	100
KSA55	52-55	805155	100

For assembling, it is required to use the SRBOM6x30 Pin or a PGM6 Threaded Rod with a TRSOM6 Drop-In Anchor.

E-90

MATERIAL
Electro-galv. steel (EG)

An example of mounting a Thin-Walled Pipe RU... to a ceiling.

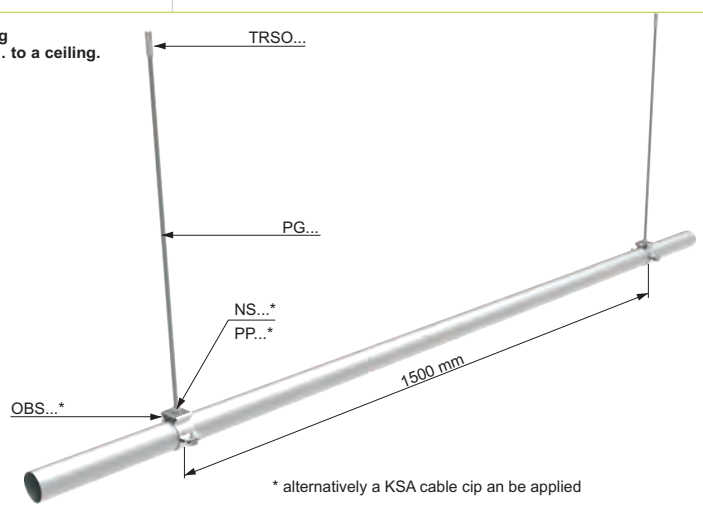

* alternatively a KSA cable cip an be applied

An example of mounting a Thin-Walled Pipe RU... to a ceiling.



*alternatiely other screws or pins can be used from all BAKS products that do not exceed the diameter of 6mm.

Perforated Steel Strip

PLD12

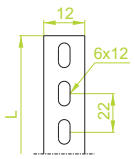

PLD12

CODE	Length L mm	Allowable Load for 1m F_{max}[KN]	kg 1 m	Catalogue No.	≠ 1.2 mm Qty/m
PLD12/2	2000	0.50	0.10	640120	25/50

PL...16 PL...25

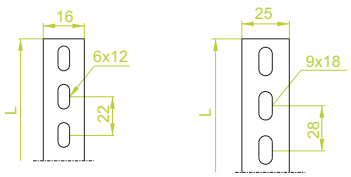

PLP...

CODE	Length L mm	Allowable Load for 1m F_{max}[KN]	kg 1 m	Catalogue No.	≠ 1.5 mm Qty/m
PLP16/2	2000	1.00	0.17	640220	25/50
PLP25/2	2000	1.50	0.25	640320	25/50

PLC...

CODE	Length L mm	Allowable Load for 1m F_{max}[KN]	kg 1 m	Catalogue No.	≠ 2.0 mm Qty/m
PLC16/2	2000	1.30	0.22	640420	25/50
PLC25/2	2000	2.00	0.30	640520	25/50

PLM25

CODE	Length L mm	Allowable Load for 1m F_{max}[KN]	kg 1 m	Catalogue No.	≠ 2.5 mm Qty/m
PLM25/2	2000	2.50	0.37	640620	25/50

PLT30

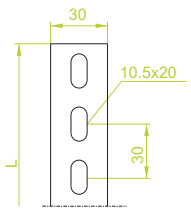

PLT30

CODE	Length L mm	Allowable Load for 1m F_{max}[KN]	kg 1 m	Catalogue No.	≠ 3.0 mm Qty/m
PLT30/2	2000	3.50	0.45	640720	25/50

APPLICATIONS
Suspending installation components, installing all range of cable grips

MATERIAL
Steel, strip-galv. to the Sendzimir metod to PN-EN 10346:2011 (SG).
Available to order:
E- stainless steel (SS), grade 1.4301 (AISI304)
L- powder coating in a full range of colours (PC) (info p. 4)

Perforated Steel Band

PT...20 PT...25

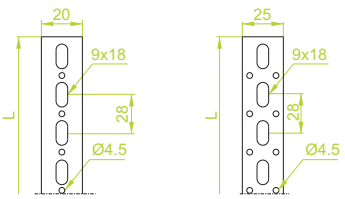

PTJ...

CODE	Allowable Load for 1m F_{max}[KN]	kg 1 m	Catalogue No.	≠ 1.0 mm m
PTJ20/25	0.70	0.12	640825	25
PTJ20/50	0.70	0.12	640850	50
PTJ25/25	1.00	0.15	640925	25
PLP25/50	1.00	0.15	640950	50

PTP20...

CODE	Allowable Load for 1m F_{max}[KN]	kg 1 m	Catalogue No.	≠ 1.5 mm m
PTP20/25	1.00	0.18	641025	25
PTP20/50	1.00	0.18	641050	50

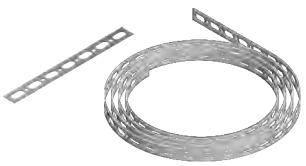

PTC35 PTC25, PTM25

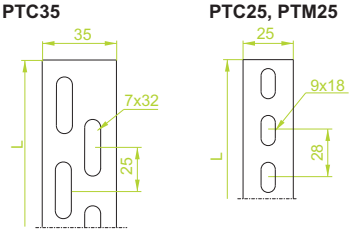

PTC35...

CODE	Length L m	Allowable Load for 1m F_{max}[KN]	kg 1 m	Catalogue No.	≠ 2.0 mm m
PTC35/2	2	2.00	0.43	641802	20
PTC35/25	25	2.00	0.43	641825	25

PTC25

CODE	Length L m	Allowable Load for 1m F_{max}[KN]	kg 1 m	Catalogue No.	≠ 2.0 mm m
PTC25/25	25	2.00	0.30	641325	25
PTC25/50	50	2.00	0.30	641350	50

PTM25

CODE	Allowable Load for 1m F_{max}[KN]	kg 1 m	Catalogue No.	≠ 2.5 mm m
PTM25/25	2.50	0.37	641425	25
PTM25/50	2.50	0.37	641450	50



APPLICATIONS
Suspending installation components, installing all range of cable grips. Used as an earthing element indoors

PTF14 PTF25

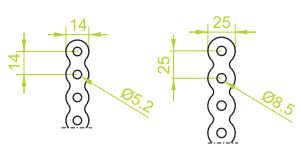

PTF...

CODE	Length L m	Allowable Load for 1m F_{max}[KN]	kg 1 m	Catalogue No.	≠ 1.0 mm m
PTF14/25	25	0.30	0.07	641125	25
PTF14/50	50	0.30	0.07	641150	50
PTF25/25	25	0.60	0.12	641225	25
PTF25/50	50	0.60	0.12	641250	50



APPLICATIONS
Suspending installation components, installing all range of cable clips

MATERIAL
Steel, strip-galv. to the Sendzimir metod to PN-EN 10346:2011 (SG).

Thickn. (ga) ≠ [mm]: 1.0 1.2 1.5 2.0 3.0

Hanger

WD

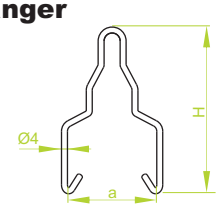

APPLICATIONS
Suspending cable routes and profiles

WD...

CODE	Width a mm	Height H mm	Allowable Load F_{max}[kN]	kg 1 pc	Catalogue No.	Qty
WD40	40	128	1.10	0.03	**900000**	100
WD50	50	127	0.90	0.03	**910000**	100
WD100	100	130	0.39	0.03	**940000**	50

Hanger WD40 fits to Channels:
CW…40H35, 40H40, 40H47, 40H60, 40H80, CM…40H30, 40H40, 40H60, 40H80, CTM…40H40, 40H60, 40H80
Hanger WD50 fits to Channels:
CM…50H30, H50, CTM…50H50, H100
Hanger WD100 fits to Channels CTMT100H100

MATERIAL
Electro-galvanised wire (EG)
Available to order:
E- stainless wire (SS)
L- powder coating in a full range of colours (PC)

Positioning Plate

PUC...

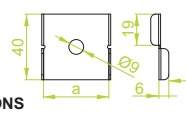

APPLICATIONS
Mutual positioning of channels when screwing them together.

PUC...

± 2.0 mm

CODE	Width a mm	kg 1 pc	Catalogue No.	Qty
PUC30	30	0.03	**661203**	100
PUC40	41	0.04	**661204**	100
PUC50	50	0.04	**661205**	100



Assembly Plate

PZC40, PZC50 **PZC100, PZC100/50**

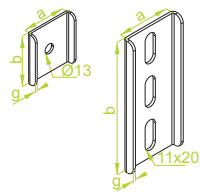

PZV41

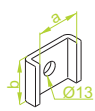

APPLICATIONS
A nut protecting channels against unbending, allowing the use of brackets to install with channels.

PZC...

CODE	Dimension a mm	Dimension b mm	Dimension g mm	kg 1 pc	Catalogue No.	Qty
PZC40	41	40	2	0.03	**750300**	100
PZC50	50	50	4	0.05	**750301**	100
PZC100	40	100	2	0.09	**750400**	100
PZC100/50	50	100	4	0.14	**750401**	100

PZV41

± 5.0 mm

CODE	Dimension a mm	kg 1 pc	Catalogue No.	Qty
PZV41	42	0.03	**750302**	100

MATERIAL
for PUC, PZC40 and PZC100
Steel, strip-galv. acc. to the Sendzimir method to PN-EN 10346:2011 (SG)
Available to order:
F- steel, hot-dip galv. to PN-EN ISO 1461:2011 (HDG)
E- stainless steel (SS), grade 1.4301 (AISI304)
L- powder coating in a full range of colours (PC)

MATERIAL for PZC50, PZC100/50 and PZV41
steel, hot-dip galv. to PN-EN ISO 1461:2011 (HDG)
Available to order:
E- stainless steel (SS), grade 1.4301 (AISI304)
L- powder coating in a full range of colours (PC)

I-Beam

DPH

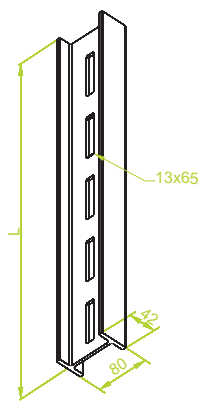

APPLICATIONS
Basic construction element used in heavy-duty cable management systems

DPH...

CODE	Length L mm	kg 1 pc	Catalogue No.	Qty
DPH200	200	1.14	**700220**	10
DPH300	300	1.71	**700230**	10
DPH400	400	2.29	**700240**	8
DPH500	500	2.85	**700250**	8
DPH600	600	3.40	**700260**	4
DPH700	700	3.95	**700270**	2
DPH800	800	4.55	**700280**	2
DPH900	900	5.10	**700290**	2
DPH1000	1000	5.70	**700211**	2
DPH1500	1500	8.50	**700216**	2
DPH2000	2000	11.40	**700212**	2
DPH3000	3000	17.10	**700213**	2
DPH6000	6000	34.20	**700217**	1

Single-Sided Weight Distribution on Bracket

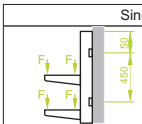

Length of Support in [mm]	100	200	300	400	500	600
Allowable Load F_{max} w [kN]	6.0	5.7	6.4	5.1	4.6	3.9

Single-Sided Weight Distribution on Bracket

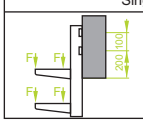

Length of Support in [mm]	100	200	300	400	500	600
Allowable Load F_{max} w [kN]	3.6	3.2	2.7	2.4	2.2	2.0

MATERIAL
Steel I-beam hot-dip galv.
Steel, hot-dip galv. to PN-EN ISO 1461:2011 (HDG),
Available to order:
L- powder coating in a full range of colours (PC)

Application of WD

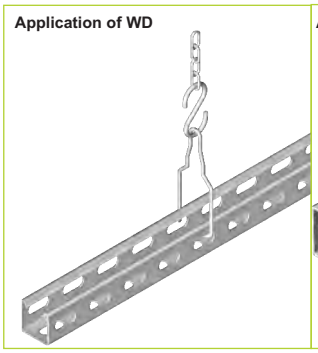

Application of PUC



Application of PZC

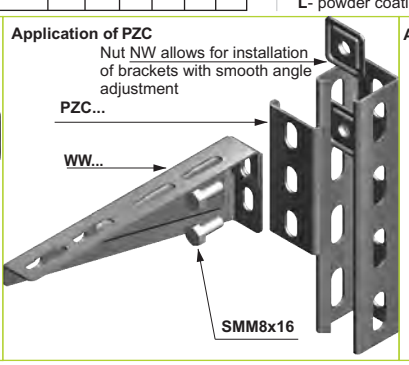

Application of DPH

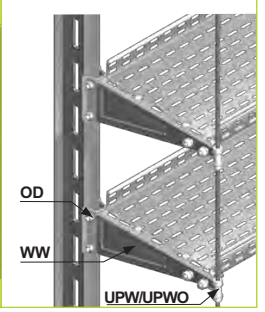

Thickn. (ga) ± [mm]: 1.5 | 2.0 | 2.5 | 3.0 | 4.0 | 5.0 | 6.0

Fast Assembly Channel Nut - Rhomboid

NSP...

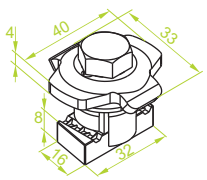

Applications:
Fast assembly of 41mm x 41mm channels constructions by installing through.

NSP...

CODE	kg 1 pc	Catalogue No.	Qty
NSP	0.08	650810	100

Features&Benefits:
- Flexible mechanism allowing a comfortable adjustment of the mounted element by pushing-in and moving.
- Blocked channel nut makes up for a steady and secure connection that correlates with improved safety.
- Fast assembly allowing to save up time and effort; both during the assembly and disassembly procedure.

MATERIAL
Electro-galv. steel (EG)
and polipropylen.

45° Channel Connector

LCSP1

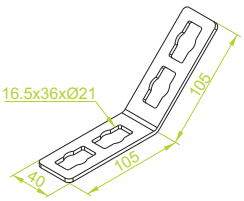

LCSP1

≠ 4.0 mm

CODE	kg 1 pc	Catalogue No.	Qty
LCSP1	0.18	650811	20

Features&Benefits:
- Speeds up assembling constructions using 41mm x 41mm profiles using the Fast Assembly Channel Nut NSP

90° Channel Connector

LCSP2

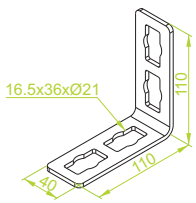

APPLICATIONS
Used for connecting constructions based on 41mm x 41mm channels using the Fast Assembly Channel Nut NSP.

LCSP2

≠ 4.0 mm

CODE	kg 1 pc	Catalogue No.	Qty
LCSP2	0.19	650812	20

Features&Benefits:
- Speeds up assembling constructions using 41mm x 41mm profiles using the Fast Assembly Channel Nut NSP

MATERIAL
Steel, hot-dip galv.
to PN-EN ISO 1461:2011 (HDG)
Available to order:
E- stainless steel (SS), grade 1.4301 (AISI304)
L- powder coating in a full range of colours (PC)
(info p. 4)

Instruction for mounting the Fast Assembly Channel Nut NSP

1. **Lay down the Channel Connector on the open side of the Channel**

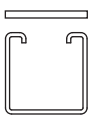

2. **Insert the Nut into the Channel**

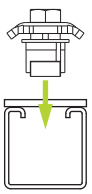

3. **Push and turn the Nut by 90° clockwise**

4. **Secure the Nut by turning clockwise**

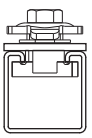

Aplication Example of NSP with Support Channels

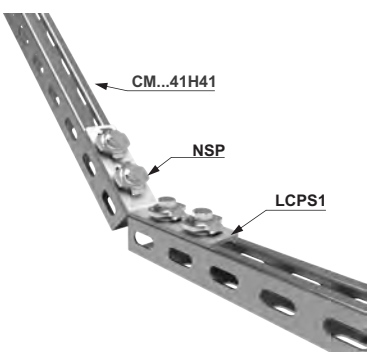





Thickn. (ga) ≠ [mm]: 1.5 2.0 2.5 3.0 4.0 5.0 6.0

Screw Set

SR...

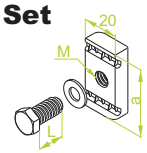

CODE	Dimension a mm	Dimension L mm	Dimension M mm	Catalogue No.	Qty
SRM8x25	35	25	8	**650451**	100
SR50M8x25	43	25	8	**655051**	100
SRM10x20	35	20	10	**655251**	100
SRM10x25	35	25	10	**650654**	100
SRM10x30	35	30	10	**650651**	100
SR50M10x30	43	30	10	**655151**	100



MATERIAL
Electro-galv. steel (EG)
Available to order:
F - Steel, hot-dip galv.
E - stainless steel (SS), grade 1.4301 (AISI304) PN-EN 10088

Hammer Head Bolt

SMH...

SMHP...

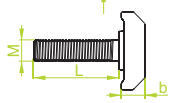

APPLICATIONS
Joining assemblies to channels

SMH...

CODE	Dimension M mm	Dimension L mm	Dimension b mm	Catalogue No.	Qty
SMHM8x25	8	25	10	**650372**	50
SMHM10x30	10	30	11	**650373**	100
SMHM12x30	12	30	11	**650374**	100

SMHP...

CODE	Dimension M mm	Dimension L mm	Dimension b mm	Catalogue No.	Qty
SMHPM10x30	10	30	12	**650376**	100
SMHPM12x30	12	30	12	**650377**	100

MATERIAL
Electro-galv. steel (EG)
Available to order:
E - stainless steel (SS), grade 1.4301 (AISI304) PN-EN 10088

Quick Lock Nut

NSM...

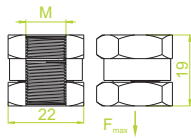

APPLICATIONS
Enables to omit thread-screwing. Installation time gets 50% shorter.

NSM...

CODE	Dimension M mm	Allowable Load F_{max}[kN]	Catalogue No.	Qty
NSMM6	6	1.65	**650170**	100
NSMM8	8	4.50	**650270**	100
NSMM10	10	6.00	**650470**	100
NSMM12	12	10.00	**650570**	100

MATERIAL
Electro-galv. steel (EG)

Quick Lock Nut - Rhomboid

NSR...

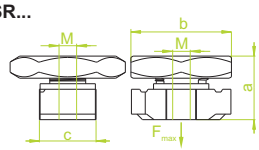

APPLICATIONS
Mounting system elements to the opened side of assembly U-profiles.

NSR...

CODE	Dimension M mm	Dimension a mm	Dimension b mm	Dimension c mm	Allowable Load F_{max}[kN]	Catalogue No.	Qty
NSRM8	8	23	35	13	2.75	**650670**	100
NSRM10	10	23	35	13	3.75	**650770**	100

MATERIAL
Electro-galv. steel (EG)

Square Nut

NW...

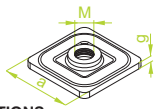

APPLICATIONS
Joining channels using the system of framing accessories

NW...

CODE	Dimension a mm	Dimension M mm	Dimension g mm	Catalogue No.	Qty
NWM6	35	6	2	**650149**	100
NWM8	35	8	2	**650249**	100
NW50M8	43	8	3	**650449**	100
NWØ11	35	---	2	**650349**	100
NW50Ø11	43	---	3	**650549**	100

MATERIAL
Electro-galv. steel (EG)
Available to order:
F - Steel, hot-dip galv.

Mounting of the thread bar on quick lock screw elements

① Assembly of the rhomboid nut ② Insert the rod until it is blocked ③ The rod in the mounted position

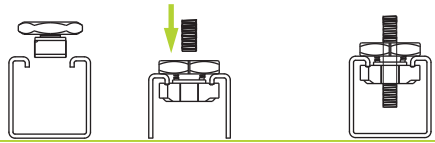

① The rod in Channel ② The imposition of nuts in selected places ③ mounted nut

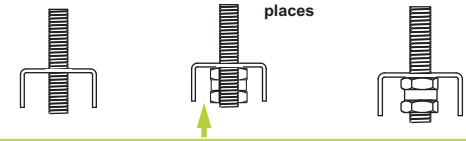

Assembly of the NSR rhomboid nut on the U-profile - examples

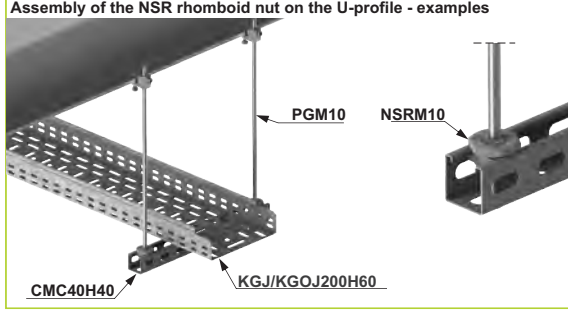

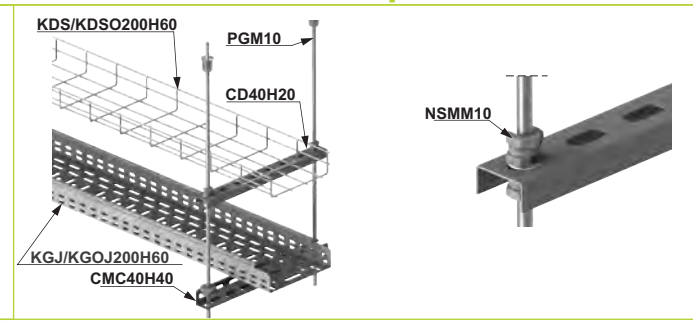

Thickn. (ga) ≠ [mm]: 1.5 2.0 2.5 3.0 4.0 5.0 6.0